

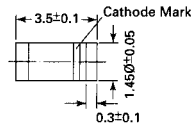
BB629

Tuner Diodes

Silicon Epitaxial Planar Capacitance Diodes in MiniMelf case especially suited for automatic insertion with very wide effective capacitance variation for tuning the whole VHF range in TV receivers, also suited for CTV.

These diodes are delivered matched according to the tracking condition described below.

The diodes are delivered taped.
Details see "Taping".

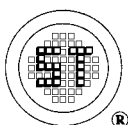


Glass case MiniMELF

Weight approx. 0.05g
Dimensions in mm

Absolute Maximum Ratings ($T_a = 25\text{ }^\circ\text{C}$)

	Symbol	Value	Unit
Reverse Voltage	V_R	32	V
Junction Temperature	T_j	125	$^\circ\text{C}$
Storage Temperature Range	T_s	-55 to + 150	$^\circ\text{C}$

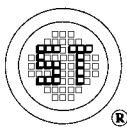


SEMTECH ELECTRONICS LTD.
(wholly owned subsidiary of HONEY TECHNOLOGY LTD.)



Characteristics at $T_{amb} = 25\text{ }^{\circ}\text{C}$

	Symbol	Min.	Typ.	Max.	Unit
Capacitance at $f = 1\text{ MHz}$ at $V_R = 1\text{ V}$ at $V_R = 28\text{ V}$	C_{tot}	-	35	-	pF
	C_{tot}	2.5	-	3.2	pF
Effective Capacitance Ratio at $V_R = 1$ to 28 V	$\frac{C_{tot}(1V)}{C_{tot}(28V)}$	12	-	-	-
Series Resistance (at $f = 330\text{ MHz}$, $C_{tot} = 25\text{ pF}$)	r_s	-	0.85	-	Ω
Q-Factor at $f = 50\text{ MHz}$, $V_R = 3\text{ V}$ at $f = 300\text{ MHz}$, $C_{tot} = 25\text{ V}$	Q	-	180	-	-
	Q	-	250	-	-
Cutoff Frequency for $Q = 1$ at $V_R = 3\text{ V}$	f_{Q1}	-	9	-	GHz
Series Resonance Frequency at $V_R = 25\text{ V}$	f_0	-	2	-	GHz
Series Inductance	L_s	-	2	-	nH
Leakage Current at $V_R = 30\text{ V}$	I_R	-	-	30	nA
Reverse Breakdown Voltage at $I_R = 10\text{ }\mu\text{A}$	$V_{(BR)R}$	32	-	-	V
For any two diodes of a matched group the following tracking condition applies: In the reverse bias voltage range of $V_R = 0.5\text{ V}$ to $V_R = 28\text{ V}$ the maximum capacitance deviation is 2.5 %.					

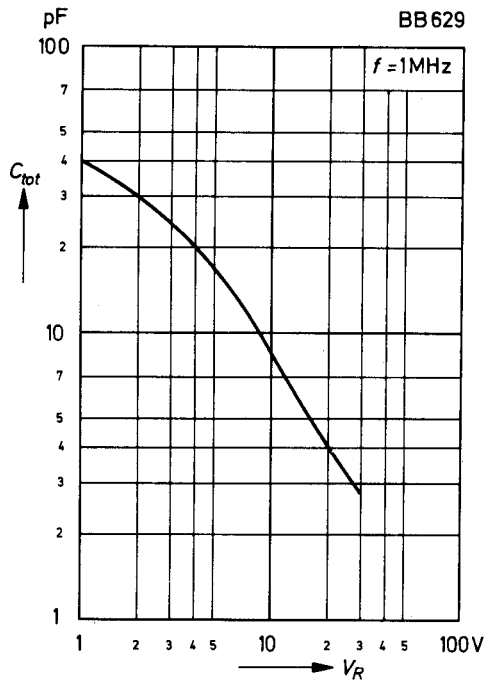


SEMTECH ELECTRONICS LTD.

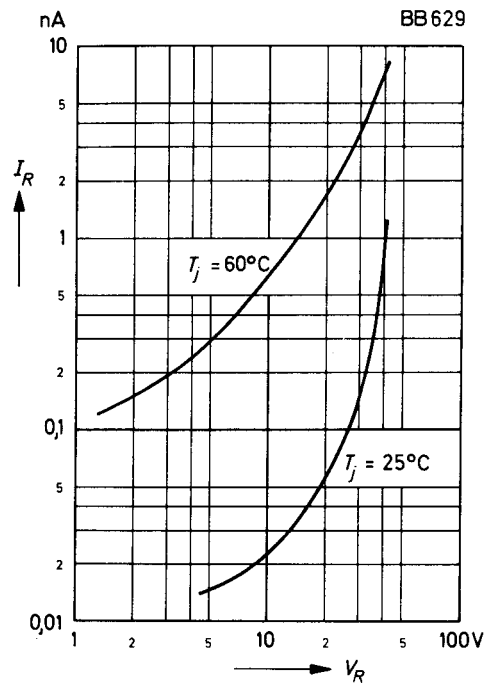
(wholly owned subsidiary of HONEY TECHNOLOGY LTD.)



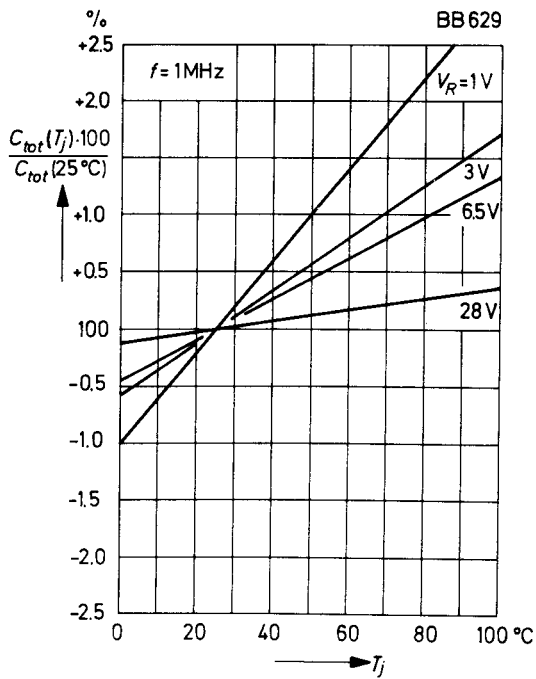
Capacitance versus reverse voltage



Leakage current versus reverse voltage



Relative capacitance versus junction temperature



Q-Factor versus frequency

