


FILTERS

FOR AM APPLICATIONS—SIGNAL DETECTION

BFU/SFZ SERIES

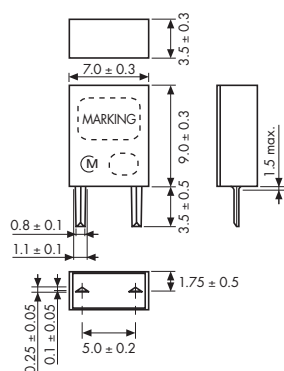


FEATURES

- $f_a - f_r$: Difference between the anti-resonant frequency and the resonant frequency
- Most suitable for IC Station Detectors (SD) such as the LA 1135 (by Sanyo)

DIMENSIONS: mm

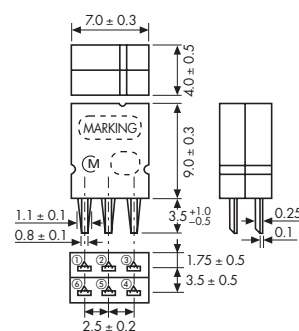
BFU Series



() : EIA-J Date Code

NO DIRECTIVITY

SFZ Series▼



() : EIA-J Date Code

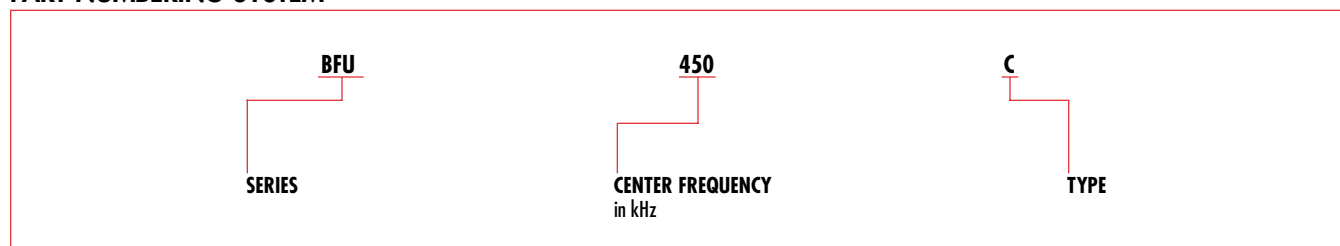
Connection
 ① INPUT
 ② ⑤ GROUND
 ③ ④ DIRECT CONNECTION
 ⑥ OUTPUT

SPECIFICATIONS

Part Number	Resonant Frequency (kHz)	$f_a - f_r$ (kHz)	Resonant Resistance (Ω) max.	Capacitance (pF)
BFU450K3	450 \pm 1	27.5 \pm 4.5	30 (10)	550 \pm 20%
BFU450C	450 \pm 1	14 \pm 2	20 (10)	360 \pm 20%
BFU450C4N	450 \pm 0.8	9 \pm 2	30 (12)	360 \pm 20%
Part Number	Center Frequency (kHz)	3dB Bandwidth (kHz)	Selectivity	Application
SFZ450C3N	450 \pm 1	2.5 \pm 1	$f_0 - 9$ kHz (30dB) $f_0 + 9$ kHz (24dB)	IF Signal Detection

() Typical value

PART NUMBERING SYSTEM



▲Applicable in North American market only. ▼Applicable in European market only.

For more detailed information regarding this product line in North America, see Catalog No. P-05-D. To receive additional information on Murata Products call 1-800-831-9172.
 For more detailed information regarding this product line in Europe, see Catalog No. P10E-2.